

Conformation Judges Training



Judges Training Manual



Index

Conformation Judges Training Programme & Responsibilities Of Aspiring and Trainee Judges	Page 3
Pathway	Page 4-6
Responsibilities of a Trainee Judge	Page 7
Contact Details	Page 8
Important Dates	Page 9
Forms and Information	Page 10
Terminology	Page 11
Method of Education	Page 12
Teaching Aids and Materials	Page 13
Aspiring Judge Entrance Program - Regulation	
Aspiring Judge Training Program - Regulation	
Trainee Judge Program (1st and Subsequent Groups) - Regulation	
Single Breed Training Program - Regulation	
Appointment of Assessors - Regulation	
Theory Examinations - Regulation	
Practical Examinations - Regulation	
General - Regulation	
Appeals Regulation	
Program Fees	
It's Not In the Standard – Judges Etiquette & Ringcraft	
<u>Appendices</u>	
Sample Examination Questions	



CONFORMATION JUDGES TRAINING COMPLETE PROGRAM

Can anyone be a conformation dog judge? Becoming a dog judge requires more than just membership of the ANKC. People need experience with dogs. They need to breed and show; they need to understand the form and function of dog breeds; and they need to understand the structure of dogs and their mechanics.

People interested in dog conformation judging need to consider what is suitable for them.

Are they interested in judging only their breed, or the many breeds in each group or each of the groups? Each of the various 7 groups of dogs, as classified in Australia, are sets of dogs with many similar functions and are often clearly differentiated in form and function. Moving beyond a person's own breed or group often requires a different mindset and new knowledge. Judging a Terrier is not the same as judging a Gundog. This needs to be understood.

Dog judging requires clear, consistent and efficient decision-making skills. Without knowledge and expertise this becomes very difficult. Dog judging requires those involved to listen to others, take constructive feedback, accept weaknesses and differences as well as recognising strengths. Successful judges and trainees are required to constantly attend to learning new knowledge, not running with the 'obvious', participating in shows and showing and constantly revising.

The Conformation Judges Training Program is a voluntary, self-learning program for training ANKC members, assisted by provision of breed lectures, seminars, general lectures, field days and practical judging. This requires attendance and participation to be effective. The program means more than just attendance. It also requires reading, talking, watching and observation, discussion and potentially visits to kennels.

RESPONSIBILITIES OF ASPIRING AND TRAINEE JUDGES

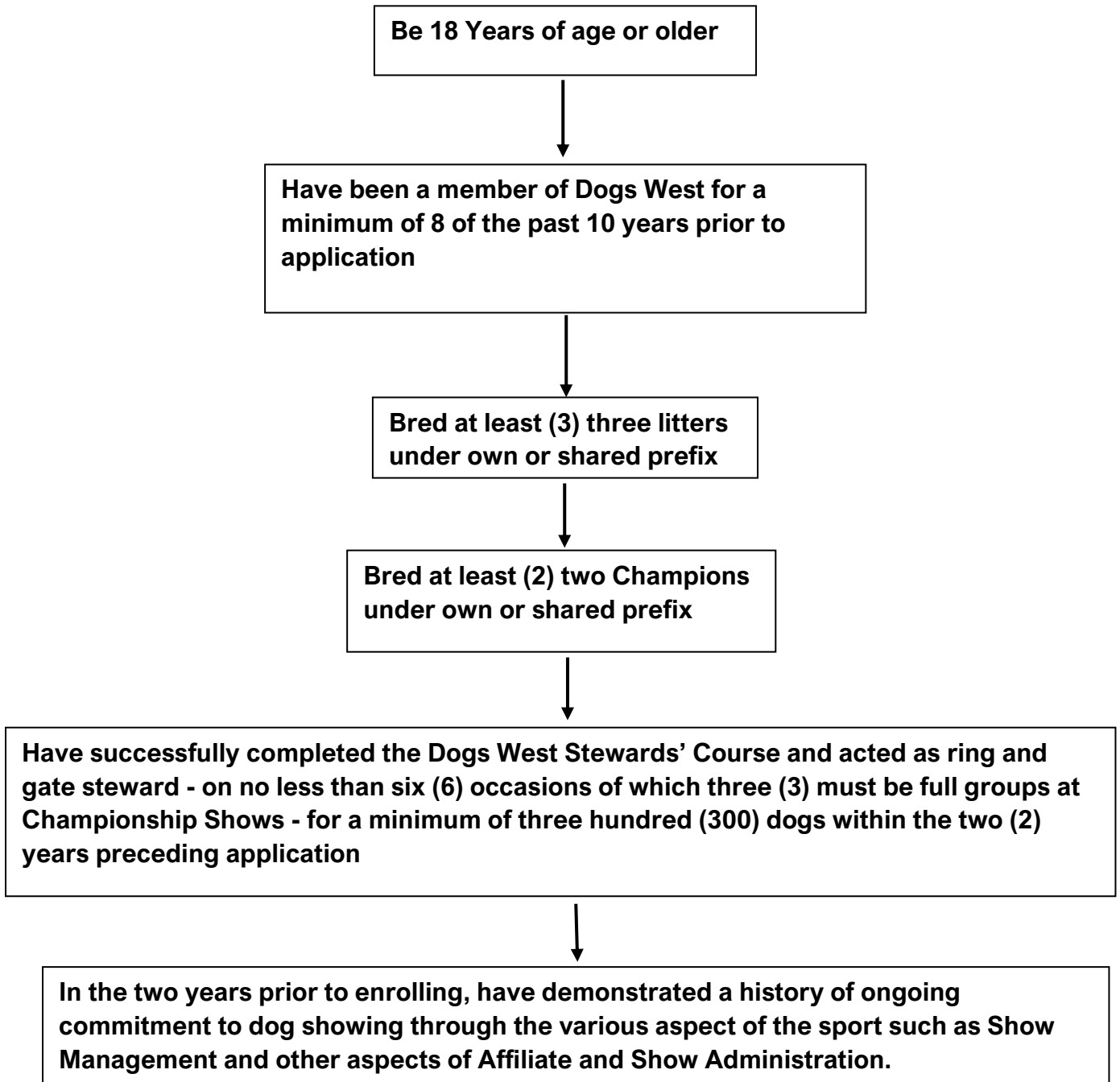
- 1. Acquire and share knowledge – reading, searching, observing, questioning discussing and debating**
- 2. Participate: in lectures, seminars, at dog shows**
- 3. Be active: in practising judging, writing critiques, searching opinions and information about breeds, observing judging and dogs at shows, reading, discussing, listening, and providing and accepting feedback**
- 4. Be a role model: be respectful and act in a sportsman-like manner at all times and in all situations.**



FLOW CHART



To enrol in the Programme as an Aspiring Judge you must:

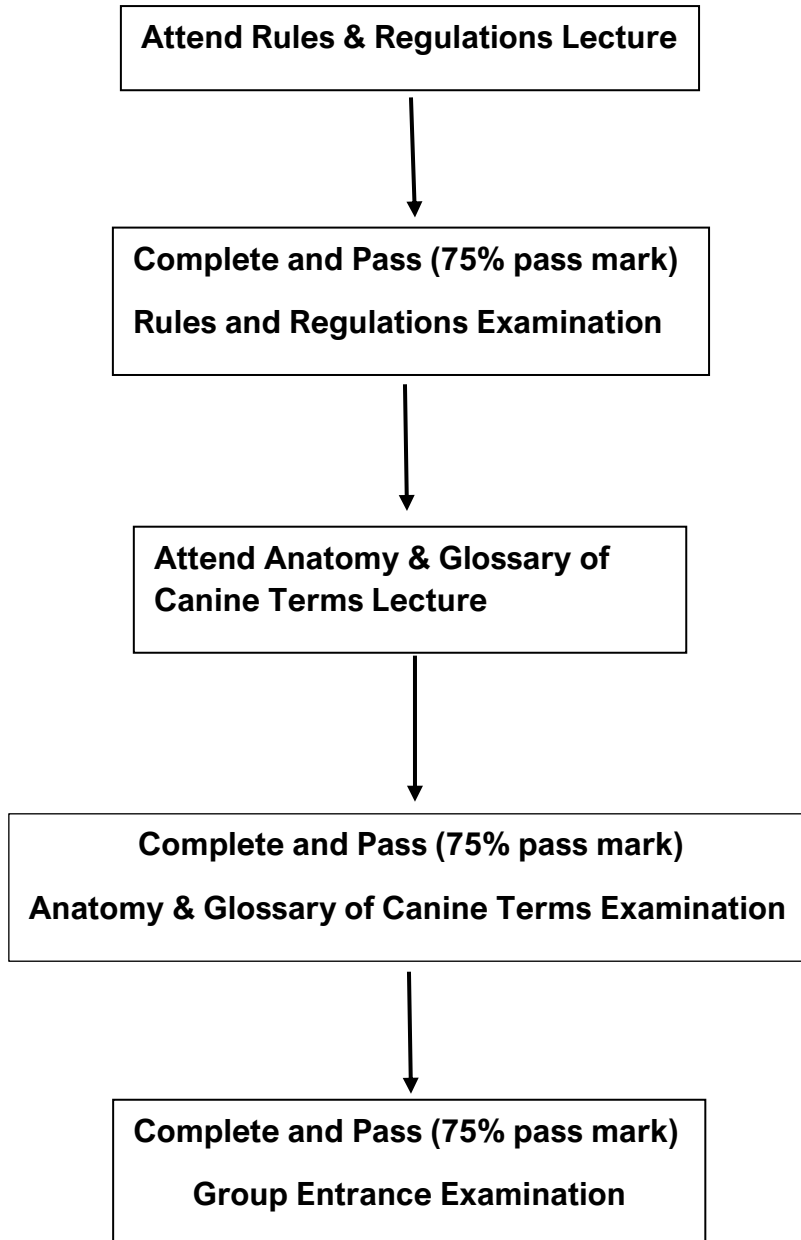




FLOW CHART



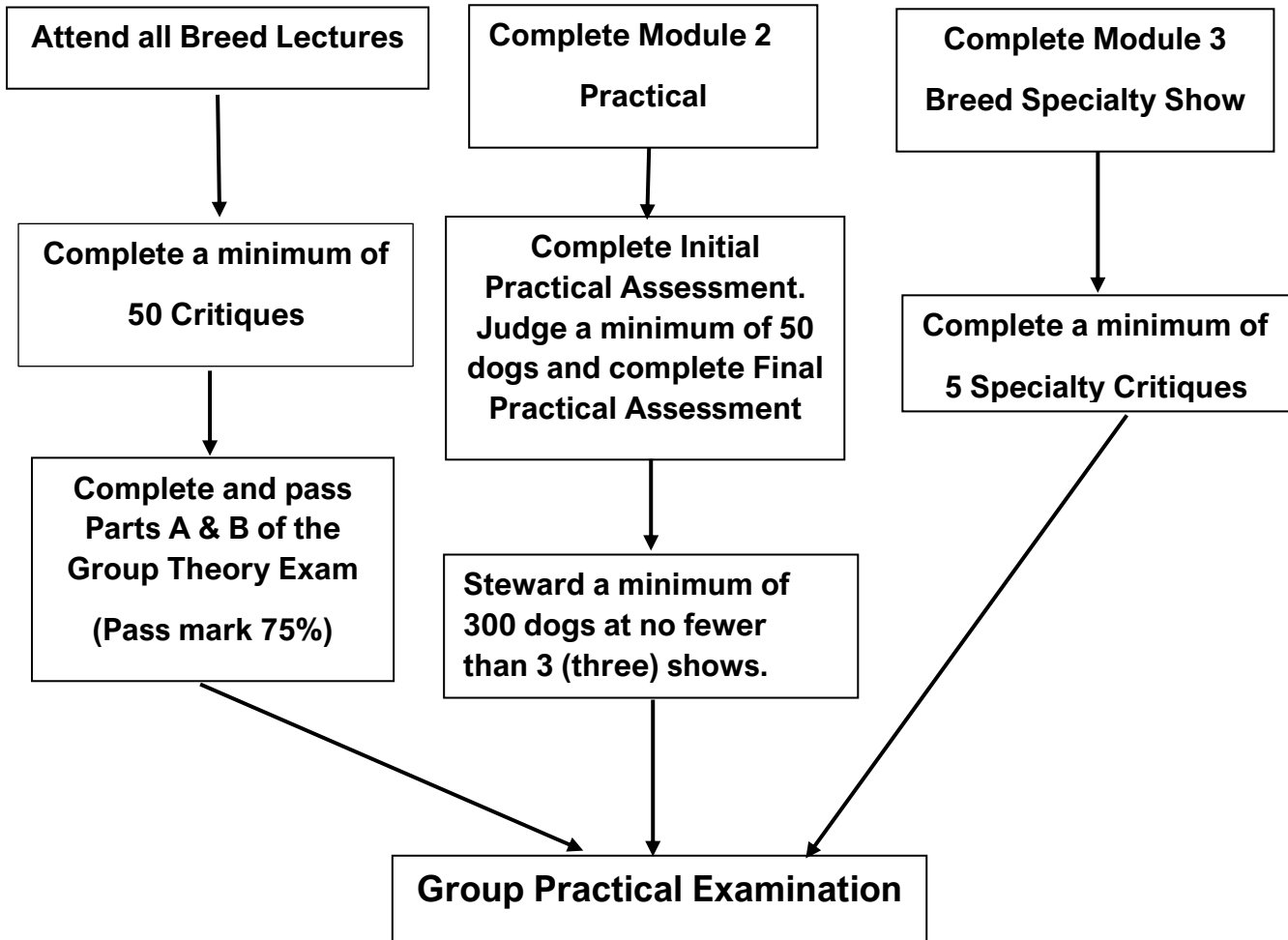
Aspiring Judges Programme





FLOW CHART

Trainee Judges Programme





Contact Details

Chairperson: Mrs Sally Baxter

email: karlyermai@bigpond.com

Co-Ordinator Conformation Judges Training

Mrs Sue Mallia

Phone: 0439 777 711

email: arranbraekennels@gmail.com

Group 1 – Toys

Mr Rick & Mrs Kathryn Berwick

Phone:

email: dupanache1@bigpond.com

Group 2 – Terriers

Mr Stan Honnery

Phone:

email: honzasta@gmail.com

Group 3 – Gundogs

Mr Steve Warry

Phone:

email: sabu222@hotmail.com

Group 4 – Hounds

Mrs Heather Jones

Phone:

email: heatherjones4@bigpond.com

Group 5 – Working Dogs

Ms Leanne Irvine

Phone: 0409 518 146

email: hotnote1@bigpond.net.au

Group 6 – Utility

Mr Greg Ball

Phone: 0411 758 001

email: greg@aegisdobes.com.au

Group 7

Ms Kerrie Mansell

Phone: 0424 521 177

email: kerrie@upnaway.com



Important Dates 2022

Wednesday, 19 th January 2022	Rules & Regulations Lecture
Wednesday, 2 nd February 2022	Rules & Regulations Exam
Wednesday, 9 th February 2022	Anatomy Lecture
Wednesday, 16 th February 2022	Anatomy Exam
Wednesday, 23 rd February 2022	Entrance Exam
Wednesday, 2 nd March 2022	Information Night
Tuesday, 31 st May 2022	Close of Standards for Part "B" Theory Exam
Wednesday, 6 th July 2022	Closing Date Application Theory Exam Part "A"
Wednesday, 20 th July 2022	Theory Examination Part "A"
Wednesday, 31 st August 2022	Close of Standards for Part "B" Theory Exam
Wednesday, 5 th October 2022	Closing Date Application Theory Exam Part "B"
Wednesday, 19 th October 2022	Theory Examination Part "B"
Tuesday, 1 st November 2022	Closing Date Application Practical Examination
26 – 27 th November 2022	Practical Examinations
Thursday, 1 st December 2022	Closing date for New and Additional Group Applicants and Renewal of Trainee Judges



Forms & Information

TRAINEE FORMS AND INFORMATION

The following forms are available to download and print from the official Dogs West website;
www.dogswest.com.au

- **Conformation – Application to Aspire as Conformation Judge for First Group**
- **Conformation – Application to Aspire for Additional Group**
- **Conformation – Application to Re-join Training Scheme**
- **Conformation – Essay Assessment Guidelines**
- **Conformation – J1 Trainee Judge Assessment & Examination Application Form**
- **Conformation – J4 Trainee Judge Report Sheet**
- **Conformation – SJ7 Record of Stewarding**
- **Conformation – Practical Examinations Format**

Aspirants and Trainees can access the ANKC Breed Standards and ANKC Breed Standard Extensions on the ANKC website by going to the 'Breeds' pages.



ALL TRAINEES PLEASE NOTE :

The Dogs West Judges Training lecture programme is conducted over a two-year period with theory exams held over those two years.

“The cumulative result over the Parts A & B theory exams MUST be at least 75 percent”

Please note: These results MUST be obtained during the two-year period.

Any pass in the combined Parts A & B Theory Examination are held for the life of the trainee in accordance with ANKC Ltd Reg 9.8



Terminology

This Program is designed to assist members of an ANKC Member Body to become Championship Show Judges by graduating through specific stages of training applicable to levels known as Aspiring Judge and Trainee Judge.

1.1 Member Body The relevant authority in each State or Territory.

1.2 ANKC Australian National Kennel Council Ltd

1.3 CJTC The Member Body's Conformation Judges Training Committee

1.4 Judges Education Program A Training Program for Conformation Judges conducted by the Member Body in accordance with the current ANKC Regulations and Member Body's Supplementary Regulations at the time of the commencement of the Program. (Added 10/11)

1.5 Enrolment Form A form approved by the Member Body to be completed by the Aspiring and/or Trainee Judge which clearly indicates the date and time that the enrolment form is to be in the hands of the Member Body as well as the applicable enrolment fee.

1.6 Aspiring Judge A person accepted into the Judges Education Program, for their 1st Group or single breed, but not yet qualified to judge the relevant Breeds or Groups at any fixture.

1.7 Trainee Judge A person having fulfilled the Aspiring Judge's syllabus and passed the relevant examinations is qualified to enter the Trainee Judge's phase of the Education Program.

1.8 ANKC Championship Show Judge A person who has successfully completed the required Trainee Judge Theory and Practical Examinations and, is qualified to apply to be elevated to ANKC status whereby they may then judge individual breeds and/or one or more Groups for which they are qualified at Championship Shows conducted anywhere in Australia and Overseas. (Amended 10/12 - 7.4.1)

1.9 Accredited Assessor A person licensed as a Judge by ANKC who complies with Section 8 of these Regulations. **1.10 Mentor** An ANKC Championship Show Judge who has completed the ANKC Assessor Accreditation Program as outlined in Section 8.1 of these regulations.

1.11 Learning modules Refer ANKC Regulations – Part 3 6.1.1, 6.1.2, 6.1.3 6.1.4 and 6.1.5

1.12 Clerk of Examinations A person approved by the Member Body to oversee all aspects of the Practical Examinations. (Amended 10/09, 7.1)

1.13 Distant Trainee Trainee Judges who are considered by a Member Body CJTC to reside a distance from the normal venue for lectures and theory examinations, that would pose a travelling risk, may apply to study through "Distance Training". (Added 10/13 – 5.6.4) (Applications are to be made prior to the start of the lecture period)



Method of Education

Self-Education: Trainee Judges will be required to educate themselves to examination standards by studying Breed Standards, ANKC approved Breed Standard Extensions, the ANKC Glossary of Canine Terms and other appropriate material, researching breeds and presenting their findings, attending appropriate Lectures, Seminars and Field Events as arranged by the Member Body CJTC, writing critiques, visiting kennels, discussing breeds with breeders and exhibitors, attending Group and Breed Championship Shows and stewarding, thereby acquiring as wide and as sound a knowledge as possible of the breed, or breeds in the relevant Group. Education and Examinations will incorporate the principles of Competency Based Training and the use of Mentors or Accredited Assessors.

The competencies, which Trainees will be expected to achieve through the program, are:

- **Demonstrate a knowledge and understanding of the Breed Standards.**
- **Ability to identify characteristics in relation to the Breeds for the Group in which they are a Trainee.**
- **Ability to recognise soundness in relation to the Breeds for the Group in which they are a Trainee.**
- **Ability to use Breed specific language and apply it correctly in their description of the Breeds for the Group in which they are a Trainee.**
- **Ability to approach and examine the exhibits correctly and appropriately for the Breeds for the Group in which they are a Trainee.**
- **Ability to place the better dogs at the front of the class in the Breeds for the Group in which they are a Trainee.**
- **Demonstrate control, organisation and effective use of the judging ring.**
- **Demonstrate an ability to make decisions in an effective way and in an efficient time frame.**
- **Demonstrate a practical knowledge of stewarding.**
- **Demonstrate an ability to understand and apply the Regulations relevant to dog judging.**
(Amended 10/09 - 7.2)

2.2 State Controlling Body Contribution. Each Member Body shall assist by providing Lectures, Field Events, equipment, teaching aids and examinations.

2.3 Record Keeping. Trainee Judges shall maintain their own records and submit signed originals of the applicable records when applying for an Examination.



Teaching Aids and Materials

3.1 Rules and Regulations. As authorised by the ANKC Regulations and the Member Body Rules & Regulations.

3.2 Anatomy. The publication/s approved by the ANKC shall be the references for Anatomy.

3.3 Canine Terms. The Glossary of Terms as published by the ANKC.

3.4 Breed Standards as approved by the ANKC.

3.5 Extensions to Breed Standards as approved by the ANKC, where available can form the basis of all lectures, but must not be used as the basis in Theory examinations, excepting for a Single Breed theory examination.

3.6 Any other material as authorised by the ANKC from time to time.

4.1 Aspiring Judge Entrance Program (1st Group or Single Breed excluding German Shepherd Dog Single Breed) (Amended 10/13 – 5.6.4)

4.1.1 To enrol in the Program as an Aspiring Judge, a member must fulfil the following criteria: 4.1.1.1 be 18 years of age or over;

4.1.1.2 have been a member of an ANKC Member Body for a minimum of eight (8) years during the ten (10) years immediately prior to the date of the application.

4.1.1.3 have bred at least three (3) litters under their own or shared Prefix.

4.1.1.4 have bred at least two (2) champions under their own or shared Prefix.

4.1.1.5 the application shall be for the Group or Breed in which the requirements of 4.1.1.3 and 4.1.1.4 above have been met or partially met. (Amended 10/12 - 7.4.1)

4.1.1.6 (a) Where a Member Body requires formal training to become a Steward, a Member must successfully complete that training in the two (2) years prior to applying to become an Aspiring Judge.

(b) In any State where no formal training is required, in the two years prior to enrolling, an Aspiring Judge must officiate as a ring steward on no less than six (6) occasions of which three (3) must be full groups.

4.1.1.7 in the two years prior to enrolling, have successfully completed and have demonstrated a history of ongoing commitment to dog showing through the various aspect of the sport such as Show Management and other aspects of Affiliate and Show Administration. This commitment is to continue for the duration of training.

4.1.1.8 complete and submit the approved enrolment form which must include evidence of the criteria of 4.1.1.1 – 4.1.1.7 above and be accompanied by the prescribed fee.

4.2 Aspiring Judge Entrance Program (German Shepherd Dog as approved by GSDCA)

4.2.1 To enrol in the Program as an Aspiring Judge for the Single Breed of German Shepherd Dog, a member must fulfil the following criteria:



- 4.2.1.1 be 18 years of age or over;
- 4.2.1.2 Have been a member of an ANKC Member Body for a minimum of eight (8) years during the ten (10) years immediately prior to the date of the application.
- 4.2.1.3 Have bred at least five (5) litters under their own or shared Prefix.
- 4.2.1.4 Have bred at least five (5) animals under their own or shared Prefix that have received the GSDCA grading of Excellent in the conformation ring.
- 4.2.1.5 Have acted as a Steward on at least three (3) occasions at GSDCA Specialist and or ‘All Breeds’ or ‘Group’ judged events. (Added 10/13 – 5.6.4)
- 4.2.1.6 The applicant will provide a supporting statement from their Club/s of domicile. This should include details of their involvement in their GSDCA Member Club. The information that must be detailed and confirmed by the Club will be but is not limited to: 1. Current financial member of a Member Body and GSDCA Member Club. 2. Years of membership of club and Member Body. History of involvement both current and past in Club i.e. ALL positions held including length of time served in that position. The supporting statement shall accompany the application form. (Added 10/13 – 5.6.4)
- 4.2.1.7 Complete and submit the approved enrolment form which must include evidence of the criteria of 4.2.1.1 – 4.2.1.6 above and be accompanied by the prescribed fee. A copy of this enrolment form and supporting evidence should be forwarded to the GSDCA by the applicant. (Added 10/13 – 5.6.4)

5. Aspiring Judge Training Program

- 5.1 Once accepted into the Program, the applicant must:
 - 5.1.1 Attend all lectures and pass the Theory Examination on Rules & Regulations, Anatomy, Glossary of Terms, Judging Procedure and Show Management.
 - 5.1.2 The Member Body shall have the option of including a practical examination which may be on the Aspiring Judges primary breed. The examination shall comprise one (1) class, consisting of a minimum of five (5) dogs of either sex and over the age of six (6) months. The Aspiring Judge is not to be examined on their own or co-owned dogs. There shall be no more than one (1) Practical Examination per calendar year for Aspiring Judges.
- 5.2 Successful completion of the training will qualify the Aspiring Judge to complete and submit the approved enrolment form, with the appropriate fee, for the Group Entrance Theory Examination on Breeds in the Group for which they are training. There shall be no more than one (1) Group Entrance Examination per calendar year for Aspiring Judges.
- 5.3 A pass in the Group Entrance Theory Examination will enable the Aspiring Judge to complete and submit the approved enrolment form to enter the Trainee Judge Program.



6. Trainee Judge Program (1st and Subsequent Groups)

6.1 A Trainee Judge acknowledges, upon submitting a signed enrolment form to their Member Body to enrol into a new Judges Education Program, that upon approval of their application by their Member Body they are governed by the current ANKC Ltd Regulations and their Member Body's Supplementary Regulations operational at the time of their enrolment. (Amended 10/11)

(a) To qualify for a Group Theory Examination in their first and subsequent Groups, the Trainee Judge must have completed and met all of the requirements of Module 1 below and have submitted an enrolment form. (Amended 10/10)

(b) To qualify for a Group Practical Examination in their first and subsequent Groups, the Trainee Judge must have attained a pass in the Group Theory Examination, completed the following Modules 2 and 3 and have submitted an enrolment form. (Amended 10/10)

(c) A Trainee Judge can only train for one (1) group initially. After passing their Initial group, a Trainee judge can train for no more than three (3) groups at any one time may only undertake one (1) Practical examination per year. (Amended 10/13 – 5.6.4)

(d) A Trainee shall not be permitted to attempt more than (1) Theory examination per group in any Judges Education Program. (Added 10/13 – 5.6.4)

6.1.1 Module 1. Breed Lectures / Field Events / Seminars With the exception of Distance Trainee Judges, Trainee Judges must attend a lecture on every breed in the Group at least once within the previous 2 years before applying for a Theory Examination. Trainee Judges are encouraged to attend any other Field Days and Seminars arranged by the Member Body. (Amended EAP 05/10, 10/10) The breed lecture series is to be run by the controlling body over a minimum 12 months period with a lecture for every breed in the group to be presented over that time.

(a) A Trainee Judge must be present for and participate in the entire lecture in order to be credited with attendance.

(b) Should a Trainee judge miss any Breed Lecture, they must within 14 days, of the lecture, submit to the Member Body, a minimum one thousand (1,000) word essay on the Breeds dealt with in the missed lectures. Essays on a maximum of 25% of the breeds within the Group may be submitted over the period of the lecture series for missed lectures. (Amended 10/10)

(c) In the event that a lecture for a particular breed is not offered, a written essay of a minimum one thousand word (1,000) word essay on that breed will be required by the end of the Lecture Series. (Amended 10/10)

(d) Essays are to contain a history and description of the breed, its purpose and all relevant requirements contained in the Breed Standard and are to be illustrated with drawings/pictures. All essays are subject to approval of the CJTC as conforming with the conditions of this clause and achieving the required level of competency.

(e) Failure to submit the essays, in accordance with 6.1.1 (b), (c) and (d), will render the Trainee ineligible to sit the Group Theory Examination in the current Training Program. (Amended 10/10)



6.1.2 Module 2. Practical Experience

Judge a minimum of fifty (50) dogs and additionally examine and critique a minimum fifty dogs (50) from the relevant Group. The breeds covered must be from, as wide a range as possible, but will include at least five (5) critiques from each of the five (5) Major Breeds as determined by the Member Body CJTC. This may be achieved by attending Field days or shows. All critiques to be countersigned on the day by a licensed judge for that breed who is not a Trainee Judge currently enrolled in the scheme and is, preferably, an Accredited Assessor, and who have themselves examined the dogs critiqued. Judging may be in the form of hands on experience by placing dogs at open shows, sweepstakes or field days, but not at breed lectures. (Amended 10/13 – 5.6.4) (Amended 10/14, 7.4.2) (Amended 10/17, 7.4.1 – effective 01/01/18) Approved Distance Trainees may complete the critiques by downloading photos of dogs from the Internet. (Amended 10/10)

6.1.3 Module 3 Breed Specialty Show Trainee Judges are to attend a minimum of one (1) Breed Specialty Show for the Group or other numbers as set by the Member Body. A written critique on five (5) dogs examined at each event is to be submitted to the Member Body within 14 days of the event. The critique is to be countersigned by a licensed judge for that group present on the day. Trainees in remote areas are to submit to the member Body photos of five (5) dogs of five (5) specified breeds in the group accompanied by critiques on each of the dogs. These may be obtained from the Internet. Mentors will be appointed (where possible) to countersign the critiques for the Trainees.

6.1.4 Failure to complete any components of Modules 2 & 3, i.e. judge fifty (50) dogs and submission of the required number of critiques dated during the program for which the Trainee is enrolled will render the Trainee ineligible for a Practical examination. (Amended 10/10, 10/12 - 7.4.1)

6.1.5 Trainee Judges who are considered by a Member Body CJTC to reside a distance from the normal venue for lectures and theory examinations, that would pose a travelling risk, may apply to study through “Distance Training”. This would involve a minimum 1,000 word essay, as set out in 6.1.1, as a substitute for any lecture not attended, and completion of Modules 2 and 3. In addition, to obtain hands on experience Distant Trainee Judges must attend, each year, at least one (1) Field Day organised by the Group Leaders or judge two (2) Open Shows.

7. Single Breed Training Program

7.1. To enrol in the Single Breed Training Program an Aspiring Judge must:

7.1.1 Comply with Regulation 5.1.1.

7.1.2 Submit a minimum of a one thousand (1,000) word illustrated essay on the relevant breed which is to contain a history and description of the breed, its purpose and all relevant requirements contained in the Breed Standard and attend the breed lecture offered in the Training Program at the time of applying for the Theory Examination. The essay is subject to approval of the CJTC as conforming with the conditions of this clause and achieving the required level of competency.



(Amended 10/10) Where conducted, attend, (at the discretion of the Member Body) the breed club's Open and Championship Show, the Group club's Open and Championship Show and the breed judging at an approved major Show. i.e.: Royal Show or the major Non Royal Show in each State.

7.1.3 To qualify for a Single Breed Theory Examination the Trainee Judge must have completed and met the requirements of 7.1.2 above and have submitted an enrolment form.

7.1.4 To qualify for a Single Breed Practical Examination the Trainee Judge must have attained a pass in the Single Breed Theory Examination and have submitted an enrolment form.

7.2 Unless otherwise determined, at the discretion of the Member Body, a practical examination for a single breed license shall consist of one (1) class of a minimum of five (5) dogs over the age of six (6) months, and one (1) class of a minimum of five (5) bitches over the age of six (6) months, and the Trainee Judge will be required to place the classes and select a Best of Breed and a Runner Up to Best of Breed. The Trainee must not be examined on dogs they own or co-own.

7.3 Upon passing the Single Breed Practical Examination, the Trainee Judge shall be listed as an ANKC Championship Show Judge for that breed.

7.4 Where a Trainee Judge fails a Single Breed Practical Examination, that person shall not be required to obtain additional practical experience to be eligible for another examination the following year, providing he/she submits an enrolment form and the examination is for the breed on which the applicant previously failed.

7.5 A Trainee Judge may only undertake one (1) Single Breed Practical Examination per calendar year. (Amended 10/13 – 5.6.4) 7.6 A Trainee shall not be permitted to attempt more than (1) Theory examination per group in any Judges Education Program. (Added 10/13 – 5.6.4)

8. Appointment of Assessors.

To be appointed by the Conformation Judges Training Committee, an Assessor must not be a Trainee Judge in the current Judges Training Program and must;

8.1 Hold a Certificate of Approval issued under the ANKC Accreditation Program stating that the Assessor has completed the competency training.

8.2 Have held an ANKC Breed or Group Licence for a minimum of five (5) years for the Group or Breed being used in the examination. 8.3 Have judged the Group or Breed being used in the examination on at least three (3) occasions.

9. Theory Examinations

9.1 With the Exception of Single Breed Theory Examination, all theory examinations shall consist only of "short answer" and/or "multi choice question. Except for multi choice questions examinations where one (1) examiner is required, there shall be at least two (2) examiners appointed to separately mark the papers, without conferring. The results shall be separately forwarded to the Chairperson of the Member Body CJTC. In the case of a split decision (equal



pass and fail) an additional examiner shall mark the papers and that mark shall decide the result. All theory examinations shall require a 75% pass mark. The ANKC Breed Standards, ANKC Glossary of Canine Terms and any other references authorised by the ANKC shall be the only basis for the theory examinations for elevation to Championship status. (Amended 10/07 - 7.4)

9.2 A Trainee Judge who has failed a theory examination (other than multi choice) may request a remark of their paper. Such requests are to be in writing within 14 days of advice of the result of the paper. Two (2) Examiners appointed by the Chairman of the Member Body CJTC to separately remark the paper. The Examiners shall not be the original markers of the paper concerned.

9.3 Should a Trainee Judge not attain a pass in the Group Theory Examination, to progress, they will be required to enrol in the next available or other future Judges Education Program.

9.4 A Trainee Judge must sit the Theory Examination within 3 years. They must also pass within five (5) attempts. If either of the previous criteria is not met or achieved then they may not re-sit that examination for a period of two (2) years. (Amended 10/12 - 7.4.10)

9.5 Theory Examinations are only to be set by an accredited Assessor nominated by the Member Body CJTC.

9.6 Should a Candidate provide proof, to the satisfaction of the Clerk of Examinations that they will be overseas or were incapacitated on the date of a scheduled Theory Examination they may be permitted to apply for and complete one of the following: that is a Pre or Post Examination. (Amended 10/10, 10/12 – 7.4.11)

9.7 Should a Trainee provide proof, to the satisfaction of the Member Body that they will be Interstate on the date of the theory examination they be permitted to sit the theory examination in that State on the same date and time as the scheduled theory examination. This is to be organised between the relevant State Member Bodies with the initial request being from the Trainee's State Member Body

9.8 All Theory Examinations, once passed, are held for life.

10. Practical Examinations

10.1 Practical Examinations must be undertaken at a venue nominated by the Member Body CJTC and be supervised by the Clerk of Examinations.

10.2 There shall be no more than one (1) Practical Examination per Group per calendar year apart from any new examination conducted as a consequence of 10.9(b) or other relevant Member Body Regulation. Trainees may not undertake a Practical Examination for more than one (1) Group per year. Notwithstanding the foregoing, there is no obligation on a Member Body to conduct a Practical Examination for any Group in every calendar year. (Amended 10/09 - 7.4) (Amended 10/14, 7.4.3)

10.3 The examination shall be conducted on two (2) classes, each class of a different breed and consisting of five (5) dogs over the age of six (6) months, and a third mixed class of five (5) different breeds over the age of six (6) months, excluding the two (2) breeds previously used.



10.4 A dog owned or co-owned by a member of an Examination Panel shall not be used in an examination class in which that Examiner is participating.

10.5 Three (3) Assessors shall be appointed as a Panel for each class in a Practical Examinations. They must not be a Trainee Judge in the current training scheme. After the commencement of the Examination they shall not confer, on the merits or otherwise, of the dogs presented for examination. Assessors are required to mark the placings of all dogs in a class from first to last on the prescribed form. Trainee Judges are to be encouraged not to spend more than two (2) minutes on each dog.

10.6 The Trainee Judge shall place the exhibits in order of merit, record the placings and will be required to answer questions on the class.

10.7 To gain a pass in a class, the Trainee Judge must be passed by at least two of the Assessors. It is not necessary for the Trainee Judge's and Assessors' placings to be the same, but Assessors must consider all aspects of the Trainee Judge's reasons for the placings, and whether the Trainee Judge has the better dogs at the front of the class and the poorer at the back. The Examiner must make his/her own independent assessment of Pass or Fail.

10.8 To be granted an overall pass, the Trainee Judge must pass the two (2) Breed Classes and the one (1) Group Class.

10.9 The results of Practical Examinations shall be collated by the Clerk of Examinations. Trainee Judges will be notified of their results by the Administration of the Member Body as soon as possible after the expiration of the appeal period. Examiners shall not divulge their individual assessment of a Trainee Judge prior to the results being distributed. Results shall not be given at the time of the Practical Examination. (Amended 10/12 - 7.4.1)

(a) In the case of a failed result, should the Clerk of Examinations have any concerns in regard to the inappropriateness of the Practical Examination paperwork, the concerns will be reported to the next available ANKC Member Body's Management/Board meeting.

b) Should the ANKC Member Body's Management/Board concur with the Clerk of Examinations concerns a new Practical Examination will be conducted for the relevant Trainee Judge. (Amended 10/10) ** Appeal are to be made in writing by 5pm the following day of practical examination to the Members Body.

10.10 Where a Trainee Judge believes they have a legitimate reason for not wishing to be examined by particular Assessor/s, they may submit a maximum of (2) two names to the Member Body of those they do not wish to be examined by in writing at the time of applying for a practical examination. They must set out the reasons for such request. The Member Body will retain the right to refuse any such request. Any additional costs incurred by the Member Body are to be at the expense of the Trainee Judge.

10.11 The member Body, when approaching an Assessor to examine Trainee Judges at a practical examination, shall advise the Assessor of the names of the potential Trainee Judges and the Assessor shall advise the Member Body, as soon as practicable, if there are any Trainee Judges



they do not wish to examine or for whom it would be inappropriate for them to examine due to any contractual or ethical reason.

10.12 No person shall make any photographic or video record of any part of a Practical Examination except with the prior permission of the State Controlling Body. (a) Whilst undertaking a Practical Examination, a Trainee must not have in his/her possession, at ring side, a mobile telephone, electronic device or copy of the breed standards. (Added 10/14, 7.4.5)

10.13 Should a Trainee not achieve a pass result in a Practical Examination, then to qualify to take a further Group Practical Examination a Trainee judge must judge a further twenty five (25) dogs and examine and critique a further fifty (50) dogs, in accordance with 6.1.2 and submit the approved enrolment form accompanied by the requirements of this clause. They may then attempt the next available Practical Examination. (Amended 10/07 - 7.5)

11. General

11.1 A Member Body may consider an application from a person transferring from another State or Territory of Australia or overseas, who can provide evidence of their eligibility.

11.2 A Member Body may consider for approval an application from an applicant over the age of eighteen (18) years, who otherwise would not qualify under Regulations 4.1 or 7.1, provided such applicant demonstrates an active involvement in canine activity for the minimum period/or as a handler for parents and others in ordinary classes and supply such other evidence of experience as the Member Body may require.

11.3 All State Member Bodies permit Members/Residents who live within a radius of 100kms from a State/Territory border be permitted full access to that States' Judges' Training Scheme subject to the approval of the Member Body in the State of the applicant's residence, applicants should be able to exercise their right to choose whether they elect to participate in a more geographically convenient scheme. (Amended 10/15, 7.4.7)

11.4 A Member Body may recognise an occasional attendance by a Trainee Judge at a lecture, Field Day or other training instruction conducted by another Member Body and if so recognised, the member shall receive a credit from their member Body for that attendance.

11.5 A Trainee Judge shall not undertake a concurrent Judges Education Program in another State or Territory.

11.6 Members of a Trainee's household (i.e. a person who resides at the same address) or members of the Trainee's immediate family (i.e. mother, father, sibling or spouse) are ineligible to countersign the said Trainee's critiques or be mentors, assessors or examiners at exams (Practical or Theory) being taken by the trainee. [NOTE: Clause 11.6 is effective from 1 January 2015.] (Added 09/14 EAP)



12. Appeals

12.1 Appeals against the decisions of the Examination Panel will not be permitted. (Amended 10/07, 7.1)

12.2 Where a Trainee Judge believes that the Practical Examination for which they were a participant was not conducted in accordance with the Regulations they must lodge an appeal with the Clerk of Examinations no later than a period determined by the Member Body after the conclusion of said practical examination and should detail the Regulation/s that are alleged to have been breached. Appeals received after this time will not be considered. (Amended 10/07, 10/06, 10/12 - 7.4.1)

**** Appeals are to be made in writing by 5pm the following day of practical examination to the Members Body.**

13. Program Fees

13.1 The fee structure for all phases of the ANKC Conformation Judges Education Program will be as determined by the Member Body.

It's Not In the Standard – Judges Etiquette & Ringcraft (Thanks to DOGS QLD)

Index

SECTION 1: FROM CONTRACT TO ARRIVAL AT SHOW CONTRACTS & TRAVEL ARRANGEMENTS:

- Accommodation
- Behaviour Prior to Show 6
- Critiques
- Details
- Fees
- Inability to Fulfil a Judging Appointment
- Other Points to Remember
- Travel
- When Completing Your Contract
- Travelling

SECTION 2: JUDGING/JUDGEMENT DAY JUDGING REQUIREMENTS:

- At the Ring
- At the Show
- Coats
- Final Assessment and Placings
- Judging



Judging Individual Breeds
Movement/Gait
Opening a Dogs Mouth and Checking Dentition
Problems You May Encounter While Judging
Suitable Attire
Withholding Challenge Certificates and Awards

References:

DOGS WEST – RULES

General Rules Relating to Judges

Judges Code of Ethics

Section Four Judges Licences

Procedures at Exhibitions

Rules Relating to the Appointment of Judges

SECTION 1: FROM CONTRACT TO ARRIVAL AT SHOW

CONTRACTS & TRAVEL ARRANGEMENTS:

Complete the contract carefully and return to club secretary as soon as possible within 14 days.

Details:

- Ensure that your name, address is correct and that the club secretary's name and phone number is on the contract.
- Complete all requirements of Judge's Contract including the section about other accepted appointments.
- When signing contracts ensure that you are eligible to the judge a particular Class or Property Class. (e.g. Sweepstakes)
- Open Show judges are reminded that rules apply for judging appointments. Note: Neither Clubs nor individual judges may alter or disregard the rules of Dogs West. Check that you have no other judging appointments for identical breeds within a three month period and a 75 kilometre radius.

Other Points to Remember:

- It is your responsibility to maintain a complete record of your judging appointments.
- It is also worthwhile keeping a current resume and photo as Clubs sometimes ask for this to include on the Website or in their Schedules.



- Check the Canine News, Australian National Kennel Council (ANKC) or Dogs West for any changes to the rules or any alterations to the Breed Standard. Maintain an up to date copy for your own records.
- Current “Breed and Extended Breed Standards” can be downloaded from the ANKC website or you can request a copy from Dogs West at a reasonable cost.

Inability to Fulfil a Judging Appointment:

- Under Dogs West rules, you must honour a contract once you have signed it. You are not eligible to accept any alternative judging appointments. (Refer HS15 “Judges Code of Ethics”).
- If you are unable to fulfil a contract because of ill health, you should advise the Club concerned as soon as possible.
- If you could supply the Club with names of possible replacement judges it will generally be appreciated.

Critiques:

- Be prepared. Have a small recorder, a suitable notebook and pen.
- Read critiques of experienced judges and get the “feel” for concise, constructive and informative notes.
- Always be positive! It is much more professional to say, “I preferred the coat on my first place winner” rather than to say, “The second dog had a dreadful coat!”

Behaviour Prior to Show:

- Do not stand at ringside and watch the Breed or Groups which you will be judging prior to your judging appointment.
- Do not denigrate other judge’s opinions.
- Do not solicit for appointments or entries.

SECTION 2: JUDGING/JUDGEMENT DAY

Note: Your ability and credibility will now be on show.

Suitable Attire:

- Dress neatly, smartly and wear comfortable closed in shoes.
- Avoid wearing dark glasses.
- Be prepared for wet weather, hot weather or cold weather.
- Do not wear flowing clothes that will blow in the dogs’ face, very short skirts or jeans.
- Do not wear lots of jewellery especially heavy necklaces or bracelets.
- Please use tie pins or a tie clip.
- Be prepared to wear a suitable hat and sunscreen if necessary.

At the Show:

- Arrive at least 30 minutes prior to the start of show.
- Advise the Chief Steward of your arrival.
- Ask to meet your Steward and remember their name.



At the Ring:

- Be at the ring that you will be judging in with sufficient time to check size, surface condition, slope, place markers, entry and exit.
- Ensure that there is water, soap and a towel or instant hand sanitizer.
- Check for wind direction and position of sun or lights (this will have a bearing on where you place an examination table or stand your class).
- Advise the Steward how you intend judging each class (e.g. Set up in front of the table or once around if more than one in the class)
- Also ask your Steward to have the next class ready to ensure a smooth flow of judging which helps to avoid any possible lapse in concentration.
- Judge efficiently and with consistency.

Note:

Keep in mind that your Steward could be a trainee judge and may appreciate being able to watch the dogs move.

Judging:

- Commence judging on time.
- Check your judging rate approximately every hour and try to keep to your schedule. It is important to complete your judging in the time frame allotted by the Chief Steward.
- Examine each dog in the same systematic manner.
- Look relaxed, but alert and confident.
- Watch your “Body Language!” Be decisive; do not stand with your hands in your pockets or with your arms folded.
- Always convey the impression that you are confident and in command.
- Do not engage in unnecessary conversation with Exhibitors. By all means smile and say, “Good Morning!”
- It is not wise to be seen socializing with Exhibitors on the day of the show. (Either before, during and after the show). Exhibitors especially those who did not win will not be very charitable towards you.
- If you have a very large class (perhaps at a Breed Specialty) and need to split it into two sections, enquire as to how many placings are required. Always retain that number from each section.

Note:

Remember “First Impressions” are lasting!

Judging Individual Breeds:

- Some breeds require special handling. Familiarize yourself with these breeds.
- Learn to handle the dogs correctly. Use your hands to feel for correct conformation especially with long coated breeds.
- Try to be thorough when examining an exhibit. Do not push or prod or just ruffle the coat.
- Never kneel in front of a dog, straddle them or stand over small breeds.
- **Learn how to approach individual breeds correctly.**
- A good tip is never to approach a dog with your hands raised higher than waist level. **Offer the back of your hand for approval.**



- Try to always keep one hand on the dog that you are examining. If you “lose contact” re-start from the front again.
- Do not “eyeball” any dog!
- Always return “table dogs” to the table if you wish to re-examine a dog. The Exhibitor will be happy to do this for you.
- Try to avoid having dogs looking directly into the sun.
- Where possible, avoid facing breeds with semi-erect ears into the wind. (e.g. Shelties and Collies). It can change their expression entirely.

Note: Ask on breed lecture nights the correct way to approach and handle individual breeds.

Opening a Dogs Mouth and Checking Dentition:

- Learn to do this competently.
- Avoid covering the dog’s eyes.
- Remember in some breeds, dogs with incomplete dentition can be a disqualification.
- If you are experiencing difficulty in examining a dog’s mouth it may be wise to ask the Exhibitor to open the dog’s mouth

Coats:

- Individual breeds require different handling (e.g. To check the coat texture on Poodles run your right hand along the mane and upwards towards the crest of the neck. The coat will spring back into place if it is the correct texture. If not, the animal has a soft coat which is incorrect).
- Likewise with the Newfoundland. If the coat is brushed the wrong way it should fall back into place naturally.
- There are many types of coats and coat textures. (e.g. Textures: fine to medium, harsh, oily, silky, wiry, woolly etc... Coats: Dense, distinctive, double coated, glossy, no undercoat, water repellent, weather resistant to name a few)
- Be aware that markings can be very deceptive too and often can create optical illusions.

Movement/Gait:

- Moving dogs is done for a good reason and is not part of the “routine” just to fill in time.
- Once you have moved the dogs and they have returned to the line-up do try to remember each dog’s movement.
- Most dogs should work at a trot on a loose lead.

Do study books and videos on movement and learn what to look for:

- Rear Movement: Crabbing, moving too close or too wide behind etc...
- Front Movement: Crossing over, toeing in, too wide or too narrow in front.
- Side Movement: Check for length of stride, does the dog have good extension front and rear? Is it pacing or overreaching?
- Is the movement correct for the individual breed? (e.g. Bulldogs, Pekingese and Pugs)
- Does the top line remain in the correct position for a particular breed?



- Only move each dog one at a time out and back. It is hard enough watching four legs at one time let alone watching eight or more. By moving more than one dog at a time you can be sure that they will not move at the same pace nor will they all move in a straight line!

Final Assessment and Placings:

- Try to mentally place the class as you are judging each exhibit. This will save time and you will appear more efficient.
- Class numbers permitting, your place getters should then be of a similar type.
- As a judge it is your responsibility to ensure that the winners are placed on the markers in the correct order. Be clear and precise when placing your class. Do not wave vaguely and hope that your Steward gets it right!

Problems You May Encounter While Judging:

- Be aware of what may be happening in or near your ring.
 - Double Handling: Quickly try moving the position of the class.
 - Exhibitor's placing their dog too close to another exhibit or moving to a position that masks another exhibit.
 - Dealing with Exhibitor's who interfere with, upset or let their dogs interfere with other exhibits: In many instances this is caused mainly through a new Exhibitor or a young unruly dog. Sometimes unfortunately it is quite deliberate. Do not tolerate this type of behaviour. Move that person or dog to the end of the line.
- Note: If any situation cannot be resolved simply and quickly call the Chief Steward. Do not become involved in an argument!**

Withholding Awards:

- An animal that is favouring any leg during movement may be excused from the ring.
- Do not state, "Your dog has hip dysplasia (HD)" or "Your dog is deaf or has entropion" etc... These matters are only in your opinion, you have no proof and you are not qualified to make a prognosis regarding any such matters.
- If you find a male dog that is not entire you must advise the Exhibitor then act in accordance with the rules (Dogs West B 16.6) by reporting the fact.
- Tell the Exhibitor yourself. Do not leave it to your Steward or simply ignore it. Do it kindly as this may be that Exhibitor's first show dog.
- Be familiar with the procedures for aggressive dogs and once again act in accordance with the rules.
- After judging, answer any Exhibitor's queries politely but avoid entering into a lengthy debate.
- At the end of the day be absolutely sure that you have judged the dogs to the very best of your ability.

Note: A quote from English Judge, the late Tom Horner, "A Judge must be able to live with his decisions and the only way to do this is to place the dogs in their exact order of merit as he sees it!"

ENJOY YOUR JUDGING!



Appendix A – Sample Questions All Groups

Below are sample exam papers for each of the 7 Groups. It should be noted that the sample exam questions were prepared in October 2014 using current versions of the Breed Standards at that date. Inaccuracies may occur after this date of preparation as breed standards are periodically revised.

Understand, that there are four (4) different theory examinations, each with their own format and question type, that must be passed before a trainee undertaking their first group can apply to sit for a practical examination in that group. The questions below are not specific to any particular examination and certain types of questions may be specific to each theory examination or a mixture of these may appear in any given examination.

SAMPLE EXAM QUESTIONS

GROUP 1 (TOYS)

The following questions are taken from all breeds in Group 1 and provide examples of the types of questions that will appear in the exam papers.

1. The general appearance of the **Pug**:

- (a) Very compact, neat with upright carriage conveying an air of importance
- (b) Decidedly square and cobby; it is 'multum in parvo'
- (c) A well-balanced, square little dog; slender in all proportions

2. The general appearance of the **Pekingese**:

- (a) Compact, moderately low and thick set; dignified carriage
- (b) Of medium length, low set with strong bone structure
- (c) Small, well balanced, moderately thick set with great dignity and quality

3. The temperament of the **Maltese**:

- (a) Loyal and loving companion
- (b) Even tempered, happy and lively disposition
- (c) Sweet tempered and very intelligent

4. The characteristics of the **Italian Greyhound**:

- (a) Elegant, graceful and quick moving
- (b) Smart little dog with disposition of a terrier
- (c) Embodying keen alertness, activity and soundness

To which breed standards do the following apply:

Select your answers from the choices provided in the box.

5. A small elegant dog, lively, long-legged, with fine bone and lean muscles.

6. A sturdy little dog, low on his legs, with long abundant hair, soft and preferably wavy

Havanese
Papillon
English Toy Terrier
Pomeranian
Maltese
Russian Toy (Russkiy Toy)



7. Compact, short coupled dog, ... exhibiting great intelligence in expression; activity and buoyancy in deportment

_____ .

Circle the correct word(s) to complete the statements:

8. The muzzle of the **Tibetan Spaniel** is (short / long / medium length), (wide / blunt / tapering) with cushioning, free from wrinkle.

9. The foreface of the **English Toy Terrier** tapers (gently / distinctly / smoothly) to provide wedge-shaped impression. The skull is (rounded / domed / flat).

Write the letter of the breed in the left-hand column next to the descriptions given. These questions all refer to head and skull.

A. Lowchen		B. Havanese	C. Australian Silky Terrier
		D. Maltese	E. Pug
10.	Head short, fairly broad, skull flat between ears. Well defined stop. Short, strong muzzle. Head carried proud and high.	
11.	Head must be strong; of moderate length, slightly shorter from tip of nose to between the eyes than from the same position to the occiput. Moderately broad between the ears; skull flat and without fullness between the eyes	
12.	Head relatively large, round, with no indentation of the skull. Muzzle relatively short, blunt, square, not up-faced. Wrinkles on forehead clearly defined; heavy or over-nose wrinkle is unacceptable.	

13. Chinese Crested Dog. The eyes are almond in shape, medium size, so dark as to appear black. **TRUE / FALSE**

Write the letter of the description of the mouth/bite that best matches the breeds given:

A. Scissor bite

B. Slightly undershot

C. Level or scissor bite.

14. Tibetan Spaniel _____ (ideally)

15. Chinese Crested Dog _____

16. Miniature Pinscher _____

Answers: 1. B; 2. C; 3. C; 4. A; 5. Russian Toy; 6. Havanese; 7. Pomeranian; 8. Of medium length, blunt; 9. Gently, flat; 10. A; 11. C; 12. E; 13. True; 14. B; 15. A; 16. A
--

